

Lesson 2.1.4: Proportions Practice

Targets:

1. I can determine if two figures are proportional.
2. I can find a missing length given two proportional figures.

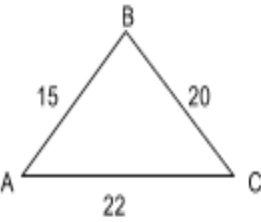
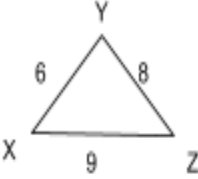
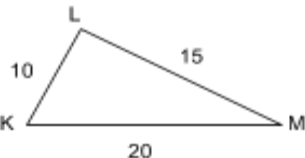

Properties of a Scale Drawing

1. Corresponding angles are congruent.
2. Corresponding sides are proportional.
3. Corresponding sides are parallel.

Proportional: Watch the video and take notes here

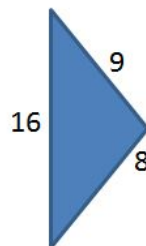
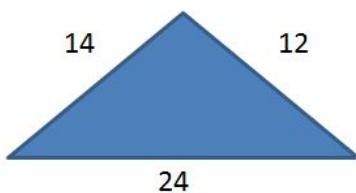
Are they proportional?

Determine if the two figures are proportional.

 <p>Triangle ABC with side lengths AB = 15, BC = 20, and AC = 22.</p>	 <p>Triangle XYZ with side lengths XY = 6, YZ = 8, and XZ = 9.</p>	 <p>Triangle KLM with side lengths KL = 10, LM = 15, and KM = 20.</p>	 <p>Triangle PQR with side lengths PQ = 12, QR = 24, and PR = 18.</p>
---	--	--	---

Practice 1

Use what we just learned to determine if two shapes are proportional.



Find Missing Length

Watch the video and copy the notes here:

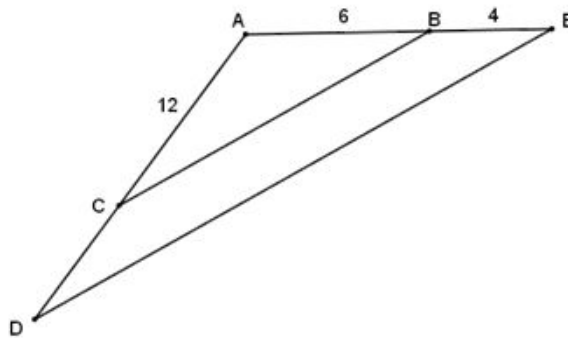
Triangle Side Splitter Theorem

Khan Practice

Follow the link to do some practice finding proportions.

Practice 2

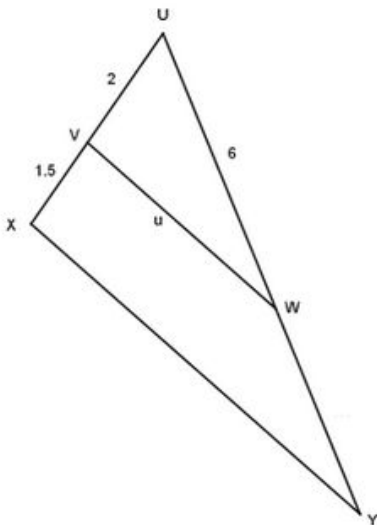
Segment CB and DE are parallel. Find segment CD.



Exit Ticket

1.) Segment VW and XY are parallel.

Find the length of segment WY



2.)

a.) Is line PM parallel to segment ON?

b.) Is triangle LMP proportional to triangle LNO?

